



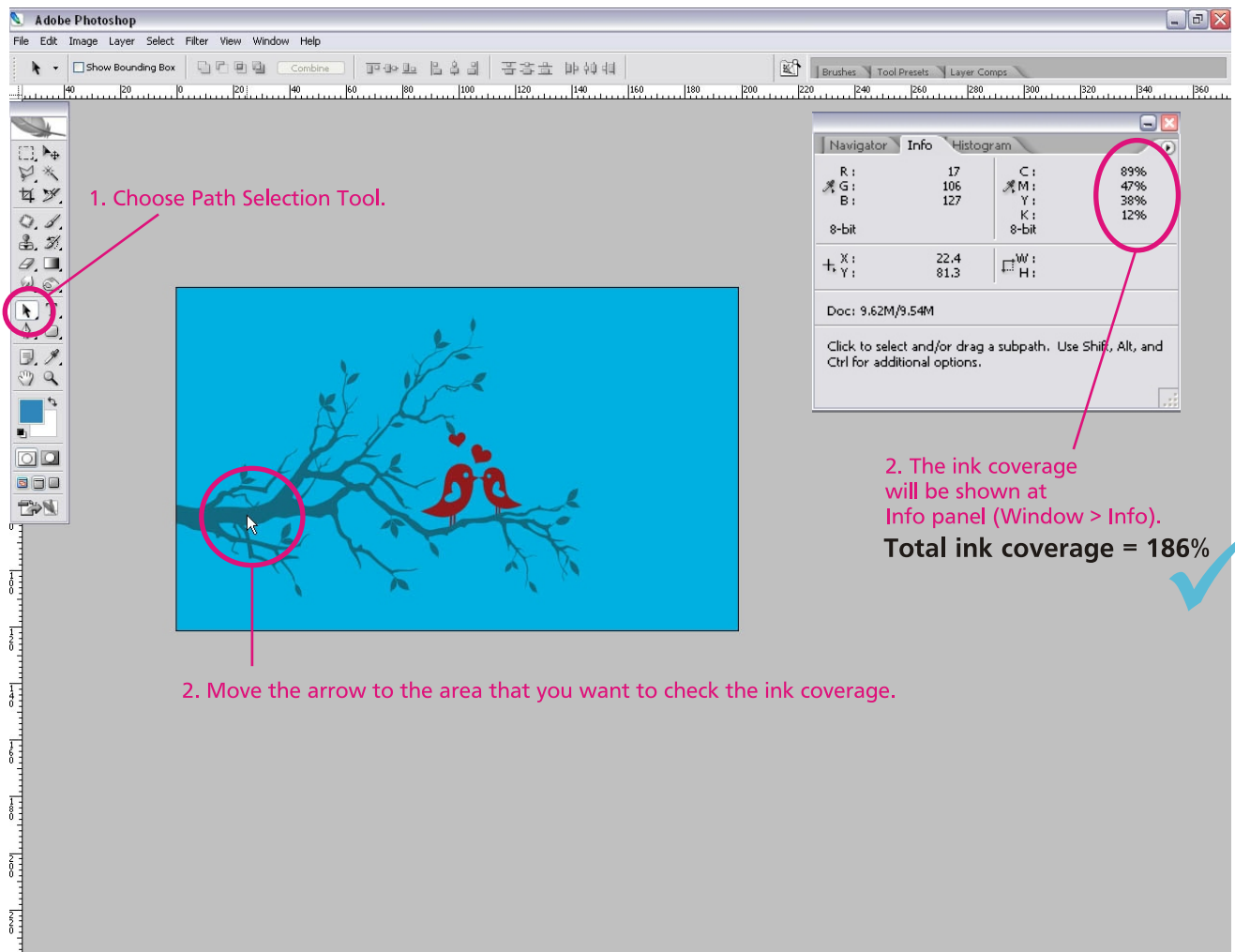
Step 01: CMYK total ink coverage must not more than 240%.

In order to avoid set off problem (sheet sticking together and caused text or image to look blurred), make sure the total ink coverage not more than 240%.

For example:

	<p>C = 70 M = 20 Y = 90 K = 50</p> <p>Total ink coverage = 230%</p>		<p>C = 90 M = 30 Y = 100 K = 50</p> <p>Total ink coverage = 270%</p>
--	--	---	---

Step 02: Check artwork total ink coverage.



1. Choose Path Selection Tool.

2. Move the arrow to the area that you want to check the ink coverage.

2. The ink coverage will be shown at Info panel (Window > Info).
Total ink coverage = 186%