



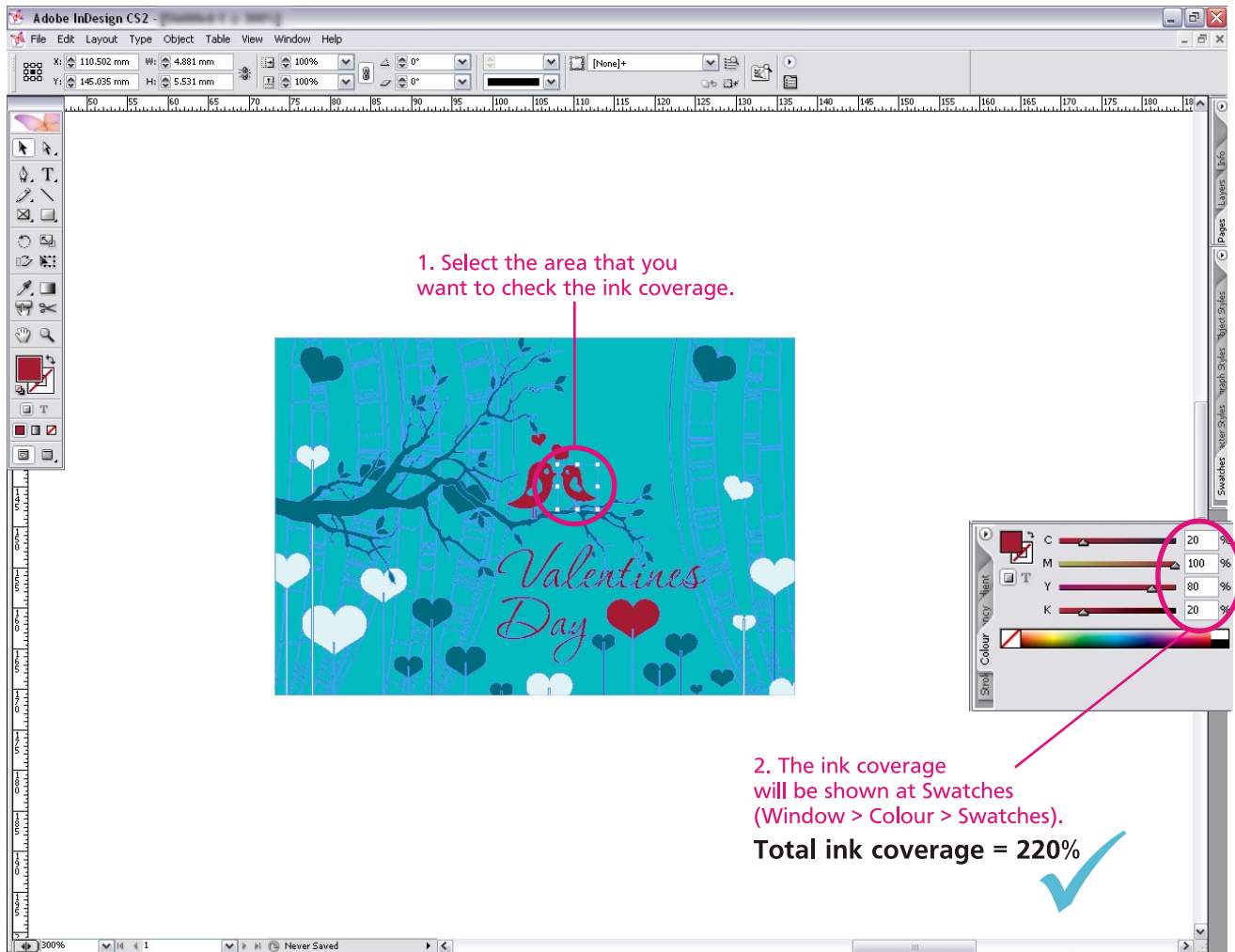
Step 01: CMYK total ink coverage must not more than 240%.

In order to avoid set off problem (sheet sticking together and caused text or image to look blurred), make sure the total ink coverage not more than 240%.

For example:

| | | | |
|--|--|---|---|
|  | C = 70 M = 20 Y = 90 K = 50 Total ink coverage = 230% |  | C = 90 M = 30 Y = 100 K = 50 Total ink coverage = 270% |
|--|--|---|---|

Step 02: Check artwork total ink coverage.



1. Select the area that you want to check the ink coverage.

2. The ink coverage will be shown at Swatches (Window > Colour > Swatches).
Total ink coverage = 220%