





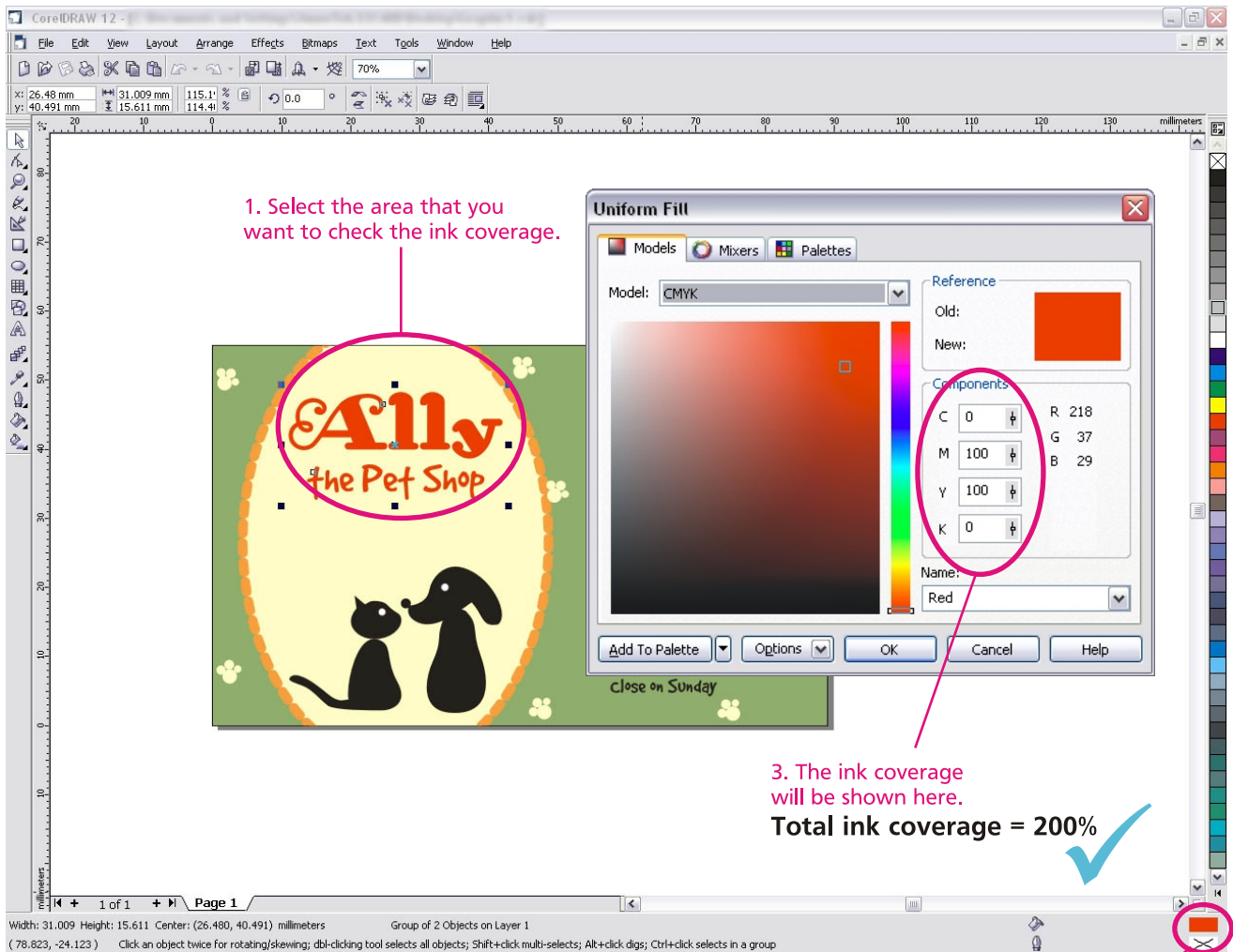
Step 01: CMYK total ink coverage must not more than 240%.

In order to avoid set off problem (sheet sticking together and caused text or image to look blurred), make sure the total ink coverage not more than 240%.

For example:

 <p>C = 70 M = 20 Y = 90 K = 50</p> <p>Total ink coverage = 230%</p>		 <p>C = 90 M = 30 Y = 100 K = 50</p> <p>Total ink coverage = 270%</p>	
---	---	---	--

Step 02: Check artwork total ink coverage.



1. Select the area that you want to check the ink coverage.

2. Colour for the area you select will be shown down here. Double click on it.

3. The ink coverage will be shown here.
Total ink coverage = 200%